

Baby Says

by John Steptoe

About the Book

Spare text and lively illustrations tell the story of two brothers. The older brother plays with blocks on the floor, while a curious baby boy watches intently from his crib.

After repeatedly trying to get his big brother's attention, Baby finally gets what he wants—but not before a few silly, giggle-inducing incidents occur!

Storytime Activities

WHAT'S HAPPENING?: Most of this story is told through the illustrations. As you share the book with the children, ask them to describe what is happening in the story. How do they know what is happening? As a follow-up activity, have the children create their own story with little or no text. Remind them to add details to the pictures (e.g. expressions on the characters' faces) to convey what is happening. Have them switch stories with a partner. Can they tell what is happening in each other's stories?


BROTHERS AND SISTERS: Ask the children to describe how they know that the big brother in this story loves his little brother. Then ask them to write about their own brother or sister. (If they don't have a sibling, they can write about a cousin or a friend.) Suggest that they include the answers to some of the following questions: "What do you do together? How does she or he make you feel? What makes you both laugh? Do you ever get angry with him or her? Why is this person important to you?" Children can bring in a photograph of their special someone to accompany the story.

HOW DO YOU FEEL?: Discuss the feelings conveyed in this book. How do the baby and his big brother feel? How do their feelings change throughout the story? Make a list of feelings. Then have each child choose a feeling and write about a time when they felt this way. Collate the pages into a group book about feelings.

TALK TO ME: The baby in this story is just beginning to talk. Ask the children how they think this baby is learning his first words. Then ask the children to try to find out what their first words were when they were babies. Have them bring in a baby picture of themselves and add a speech bubble conveying their first words. Challenge the children to identify which classmate is in each baby picture.


BUILD UP: The child in this story is building with blocks and eventually lets his baby brother help him. Give small groups of children a building material to share (e.g., blocks, LEGO bricks, magnetic tiles, linking cubes). Ask them to work together to discuss and create something as a group. When the groups are finished, give them an opportunity to describe their process and their final product. Ask them to describe: "What are the challenges of building with other people? How is it helpful to build with others?"






Coloring Blocks

Throughout the story, Brother tries to play with his building blocks, but Baby wants to play with them, too! Color in the blocks below to create your own unique tower.





Favorite Toy

Baby's favorite toy is his teddy bear. Brother's is his pile of blocks.
What's your favorite toy? Draw it in the space below.

