





Pete the Cat




Art comes from the heart!

Draw your family or friends! Print out this page, or use a blank sheet you have at home to draw your friends and family. What do you like to do together? Gift this work of art to the person you drew!





Pete the Cat



Create your own Pete the Cat crayons!

Print out the cool crayon wrappers on the next page and cut along the edges of the labels, with the help of an adult. Use tape or glue to wrap the labels around your crayons. Now your crayons match Pete the Cat's! Have any colors that aren't below? Create your own labels and names for colors inspired by Pete the Cat!

Step 1: Print the cool crayon wrappers that are the next page and then cut out the pieces.

Step 2: Glue the back of the first wrapper. A helpful tip is to start with glue behind the large white rectangle—this will help you wrap the crayon easier!

Step 3: Begin to wrap the crayon with the glue side against the crayon.

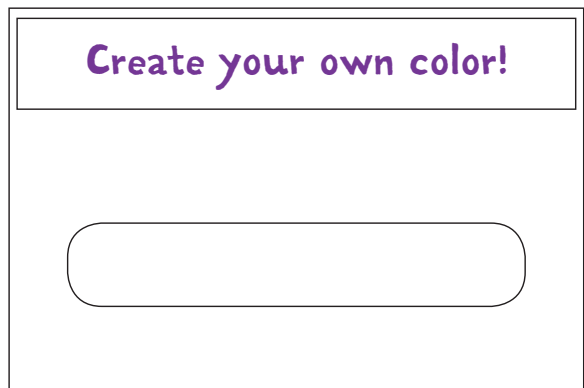

Step 4: Wrap the piece around the crayon as straight as you possibly can. Add glue to the other half of the wrapper, getting the glue all the way to edges and corners.

Step 5: Firmly hold the wrapper in place for a moment so that the glue can grip on and dry. If you are having difficulty getting it to stay, use a piece of scotch tape to hold it in place.

Step 6: Congratulations! Your first crayon is complete. Finish wrapping the rest of them and do the cool cat boogie when you're finished!




Cool Crayon Wrappers





Pete the Cat



Draw Pete the Cat and his friends!


Pete gained confidence in himself when he drew his friends and created a work of art!
Draw Pete and his friends with your rockin' crayons. Print out this page and draw in the space below or use a piece of paper you have on hand.



Helpful tip: There are fun and interactive videos showing how to draw Pete the Cat @petethecatofficial on Instagram.




Pete the Cat




Put your ROCKIN' crayons to use!

Print out this page and color in Pete the Cat below with your favorite crayons.
Get creative! True art comes from the heart!



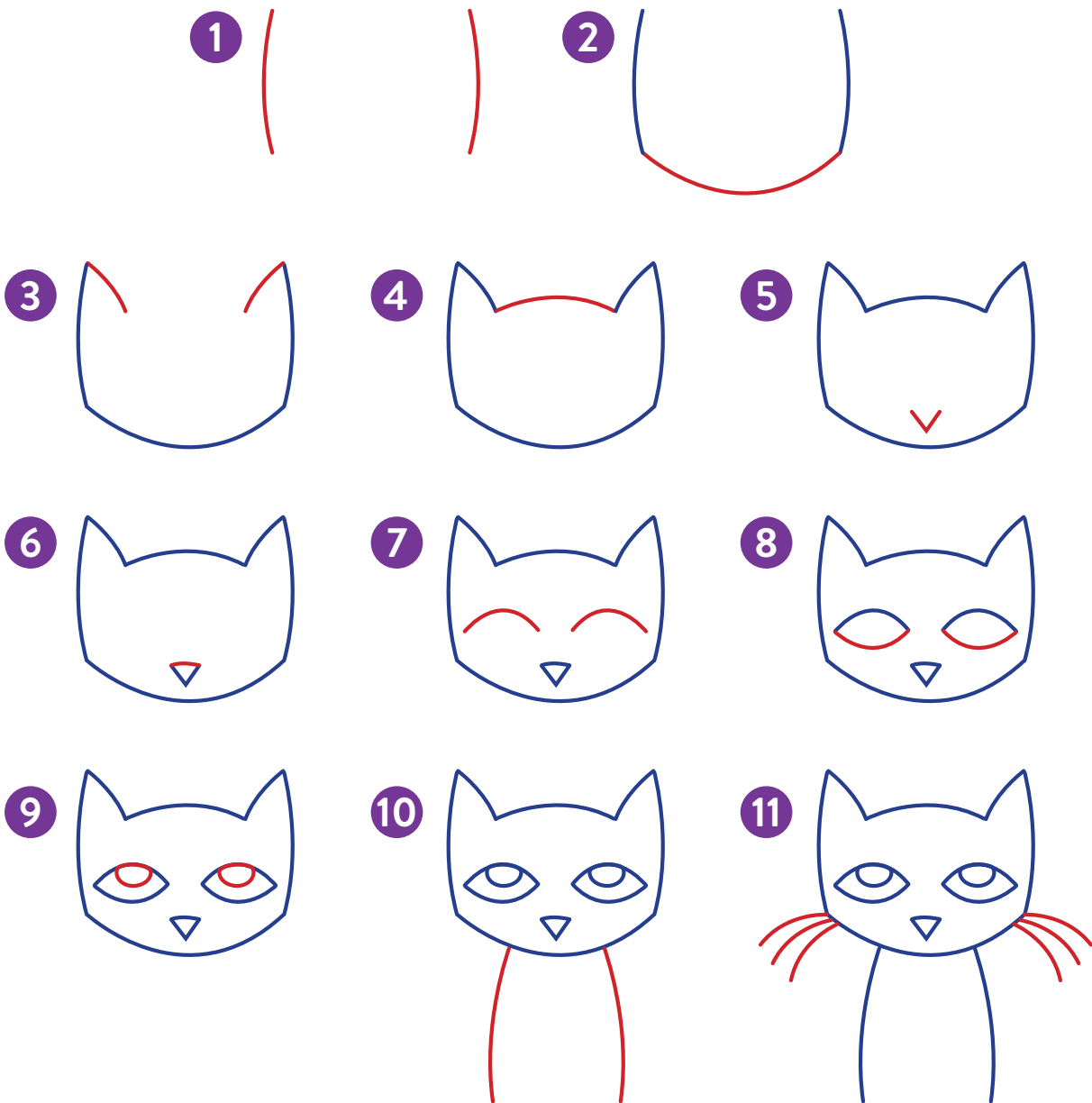


Pete the Cat




How to draw Pete the Cat!

Follow the steps below to draw Pete the Cat like a professional!





Pete the Cat



Create your own Pete the Cat Puppet


Gather the supplies listed below and follow the directions to create your very own Pete the Cat puppet! Once you're finished, put on a show with your puppet for your friends and family.

YOU WILL NEED:

- Brown or white paper bag
- Scissors
- Glue stick
- Colored card stock or white paper that you can color



1. Measure the height and width of the bottom portion of the bag and draw another rectangle on a white piece of paper, as shown in the photo.



2. On a white piece of paper, use a cool cat blue color crayon to draw a rectangle the same height and width as the bottom of the paper bag.



3. Measure from just below the top flap to the bottom of the bag. Using these dimensions, draw another rectangle on a white piece of paper.



4. When you're done, cut it out and glue it to the bag.


5. Draw the features of Pete's face on a piece of white paper, as shown in the photo. Pete will need his eyes, nose and ears!

6. Glue Pete's features in place to create his face!

7. Insert your hand inside the bag and throw your puppet show!



Pete the Cat



Create your own Pete the Cat story

Grab a friend or family member to play this silly Pete the Cat game. Print out this page and ask your partner to fill in the blanks with the corresponding part of speech below each line. Don't read the story out loud until all of the blanks are filled.

PART OF SPEECH KEY

Noun: A person, place, or thing

Adjective: A word that describes a noun

Verb: A word that shows an action

Adverb: A word that describes how you do an action

Interjection: A short word or phrase that expresses emotion

Pete the Cat was on his way to the _____ with
(noun)
some friends when suddenly he heard a very _____
(adjective)
noise. It sounded like something had _____ across
(verb)
the path! Pete wondered what it could be! Pete and his
friend Grumpy Toad _____ started to investigate
(adverb)
what it could be, when suddenly a _____ jumped
(noun)
out from behind a tree! Pete the Cat and Grumpy Toad
were _____. Turned out their
(interjection)
new friend wanted to join them on
their trip to the _____.
(noun – same as 1st noun)

