

The Good Egg

Written by Jory John
Illustrated by Pete Oswald

About the Book

Meet the good egg. He's a verrrrrry good egg indeed.

But trying to be so good is hard when everyone else is plain ol' rotten.

As the other eggs in the dozen behave badly, the good egg starts to crack from all the pressure of feeling like he has to be perfect.

So, he decides enough is enough! It's time for him to make a change . . .

Storytime Activities

BE A GOOD EGG: Discuss the main character and his struggles. Ask the children, "How can you be a 'good egg'? How can you help others to be their best selves? Do you have to be a 'good egg' all the time? Why or why not?" Have the children "turn and talk" to a partner to discuss these questions. Then come back together as a group and facilitate the discussion so that the children are able to articulate that nobody is perfect and that this is okay!


TOO FUNNY: Tell the children that you are going to reread the book a second time. As you read, ask them to point out what is humorous about the story, in either the illustrations or the words. Ask, "Why do you think the author or illustrator did this? Why is this funny?" Then give the children an opportunity to share jokes or riddles to bring laughter to the group themselves.

WHO ARE YOU?: Ask the children to think about which character they relate to more: the good egg, or one of his feisty friends? Why? Which character would they rather be more like? Why? Make a list of character traits and ask the children to describe themselves using these traits or others. As a follow-up, the children can make a word web by writing their name in the center and listing character traits that describe themselves in the surrounding bubbles.

THAT'S PERSONAL: Define "personification," and ask the children how it is used in this book. Then challenge the children to write their own story about a nonhuman character that behaves very much like a person. Have the children share these stories with the group when they are completed.





FEEL BETTER SOON: Discuss what the Good Egg did to make himself feel better when he was stressed (e.g., walking, reading, painting). Then ask the children to describe what they like to do when they need cheering up. Have each child compose a page advising how to help someone feel better if they are sad, anxious, or angry. Collate the pages into a class book and tell the children that they can look at this book whenever they are feeling down.






Five Ways to Be a Good Egg

At the beginning of the story, the Good Egg shows how good he is by helping carry groceries, getting a cat down from a tree, and even painting a house. In the boxes below, draw five ways you can be a good egg too!






Eggs to Crack You Up

Along with the Good Egg, the other eggs make a great bunch. All of them are silly and funny in their own ways, and they have the best faces. Draw faces on and color the eggs in whatever way you like.






Good vs. Bad


Everyone has good moments, like cheering up a sad friend, but they also have bad moments too, like fighting with a sibling. Draw a picture of yourself being a Good Egg in the left column and a picture of yourself being a Bad Seed in the right column.

GOOD





BAD






A Helping Hand

The bad seed says he wasn't always a bad seed. How do you think he felt when he heard others call him a "bad seed"? How could the others have helped him instead? Draw a picture of what you would have done to help the bad seed.



ARE YOU
A GOOD EGG


OR
A BAD SEED?



Cut out the mask and create the eyeholes by cutting along the dotted lines. Create a hole on either side of the mask and use a string or ribbon to tie it around your child's head.

ARE YOU
A GOOD EGG

OR
A BAD SEED?



I'M A BAD SEED

Cut out the mask and create the eyeholes by cutting along the dotted lines. Create a hole on either side of the mask and use a string or ribbon to tie it around your child's head.