

# A PARADE OF ELEPHANTS

BY KEVIN HENKES

## ABOUT THE BOOK

This engaging picture book is just right for the youngest reader and is a perfect choice for story time and bedtime sharing.

Up and down, over and under, through and around . . . five big and brightly colored elephants are on a mission in this picture book for young children by Caldecott Medalist Kevin Henkes.

Where are they going? What will they do when they get there? It's a surprise!

## STORYTIME ACTIVITIES

- **MAKE IT COUNT:** After reading the story, practice counting with the children. Then write the numbers 1-20 on twenty separate pages. Have the children illustrate the pages (one apple, two cats, three houses, etc.) and then collate the pages to create a counting book.

- **HIT PARADE!:** In this story, the elephants march. Ask the children to choose their favorite animal and create a headband representing that animal. They should draw, color, and cut out the animal, and then it can be attached to a paper strip that fits around the child's head. After the headbands are completed, plan an animal parade. The children can wear their headbands, moving and sounding like their animal, as they parade along together.


- **ALL ABOUT ELEPHANTS:** Discuss the difference between nonfiction and fiction books. Ask the children if this story is fiction or nonfiction. Then read a nonfiction book (or use a website such as National Geographic Kids (<https://kids.nationalgeographic.com>)) to learn facts about elephants. Have the children create posters about elephants by choosing some of their favorite facts to write on a large piece of paper and adding a large, colorful illustration.


- **OPPOSITES ATTRACT:** Ask the children what they notice about the pages "Up, down. Over, under. In, out." Discuss the term "opposites," and ask children to brainstorm other pairs of opposites that they know (e.g., big/small or inside/outside). Record the opposites on a chart. Then write the words on index cards and play a memory game in which children turn over two cards at a time, trying to find the matching opposites. If the words match, the child keeps the pair. If not, the child turns the cards back over. The game ends when all the cards are picked up, and the child with the most matches is the winner.

- **STAR LIGHT, STAR BRIGHT:** Make a night sky mural. Have some children paint the background dark blue or black. Have others color and cut out stars and a moon. Affix the moon and stars to the background to create a beautiful night sky.

# Look!




# Elephants!






## COLOR THE ELEPHANT


Look! The elephants are here! They're big and round and colorful. Color this elephant any way you want—and add stripes or polka dots or any other pattern, if you'd like to.





## MAKING IT COUNT

How many elephants are on each line on this page?  
Count the elephants marching across each line, and then  
write the number in the blank space at the left.

Answer Key: 5, 1, 2, 4, 3