



I'LL LOVE YOU TILL THE COWS COME HOME

BY KATHRYN CRISTALDI
ILLUSTRATED BY KRISTYNA LITTEN

ABOUT THE BOOK

This book extends the saying, “I’ll love you till the cows come home” to the humorous extreme. Along the way there are yaks in Cadillacs, sheep setting sail, frogs on big-wheeled bikes, and more in this great read-aloud.

I'll Love You Till the Cows Come Home is filled with warm, funny art and rhythmic, romping text, perfect for curling up with your little one at the end of the day . . . or anytime you want to express your love.

STORYTIME ACTIVITIES


• **LOVE LETTERS:** Discuss how this story is a love story from parents to their child. Ask the children to write a “love letter” to their parents. They should glue the letter onto construction paper and decorate it, and then bring their letter home to present to their parents.

• **TILL THE COWS COME HOME AND OTHER EXPRESSIONS:** Discuss the phrase “till the cows come home,” and then ask the children if they know other expressions that use animal names (e.g., “hold your horses,” “let the cat out of the bag,” and “busy as a bee”). List the expressions on a chart. Then have the children choose one of these idioms to write down and illustrate.

• **ANIMAL ANTICS:** Cows in space? Sheep on a ship? Dancing deer and air-ballooning wolves? After reading the book, ask the children to recall some of the zany animal adventures in this book. Then ask the children to imagine their own animal antics, such as skateboarding skunks or hang gliding hermit crabs. They should write their idea and add a humorous illustration to share with the rest of the group.

• **LET'S GO!:** Ask the children to recall all of the ways the animals traveled in this story (e.g., spaceship, firetruck, car, cruise ship, hot air balloon, bike). Have the children work in small groups to create each mode of transportation out of boxes, corrugated cardboard, poster board, or other large material. Then the children can use these for imaginative play.

• **MUSIC TO MY EARS:** After reading the story, ask the children if they remember which instrument an animal was playing (the frogs play the violin). Ask if any of the children know how to play an instrument. Let the children create their own musical instrument using materials, such as cardboard tubes, rubber bands, plastic lids, and small boxes. Hold a “musical concert” so the children can demonstrate how their instruments work for the rest of the group.



HARPER

An Imprint of HarperCollinsPublishers


www.harpercollinschildrens.com

Art copyright © 2018 by Kristyna Litten. Permission to reproduce and distribute this page has been granted by the copyright holder, HarperCollins Publishers. All rights reserved.



TILL THE COWS COME HOME

I'll Love You Till the Cows Come Home features all kinds of animals doing silly things, like riding in a spaceship, playing the violin, and riding in a hot air balloon. Color in the balloon below!



HARPER

An Imprint of HarperCollinsPublishers

www.harpercollinschildrens.com

Art copyright © 2018 by Kristyna Litten. Permission to reproduce and distribute this page has been granted by the copyright holder, HarperCollins Publishers. All rights reserved.



MATCH THE ANIMAL

There are many animals in *I'll Love You Till the Cows Come Home*.
Can you match the name to the picture?

1. ANT

2. FROG

3. SHEEP

4. COW

5. WHALE

A.




B.



C.



D.



E.

