


# Good vs. Bad


Everyone has good moments, like cheering up a sad friend, but they also have bad moments too, like fighting with a sibling. Draw a picture of yourself being a Good Egg in the left column and a picture of yourself being a Bad Seed in the right column.

## GOOD





## BAD






# A Helping Hand





The bad seed says he wasn't always a bad seed. How do you think he felt when he heard others call him a "bad seed"? How could the others have helped him instead? Draw a picture of what you would have done to help the bad seed.






# Five Ways to Be a Good Egg

At the beginning of the story, the Good Egg shows how good he is by helping carry groceries, getting a cat down from a tree, and even painting a house. In the boxes below, draw five ways you can be a good egg too!







# Eggs to Crack You Up


Along with the Good Egg, the other eggs make a great bunch. All of them are silly and funny in their own ways, and they have the best faces. Draw faces on and color the eggs in whatever way you like.





ARE YOU  
A GOOD EGG

OR  
A BAD SEED?




I'M A BAD SEED

Cut out the mask and create the eyeholes by cutting along the dotted lines. Create a hole on either side of the mask and use a string or ribbon to tie it around your child's head.

ARE YOU  
A GOOD EGG

OR  
A BAD SEED?



Cut out the mask and create the eyeholes by cutting along the dotted lines. Create a hole on either side of the mask and use a string or ribbon to tie it around your child's head.