

LOVE, TRIANGLE

BY MARCIE COLLEEN
ILLUSTRATED
BY BOB SHEA


THINK
BIG!
LETTERS,
COLORS,
SHAPES

ABOUT THE BOOK

Ever since they were a dot and a speck, Circle and Square have been best friends. Then someone new comes along: a cool, exciting Triangle. And three starts to feel like a crowd. . . . With their friendship bent out of shape, can they put it back together again?


STORYTIME ACTIVITIES

- **LET'S BE FRIENDS:** Discuss the story with the children. Why did Circle and Square's friendship change? How did the problem get resolved? What should friendship look like? Then ask the children to write about one of their friends. Why is this person a good friend? How is this friend special? What do you like to do with this friend? If possible, have each child bring in a photo of or draw a picture of the friend to affix to the writing.
- **IN GOOD SHAPE:** Model how you can use shapes to create pictures, such as a square house with a triangle roof. Have the children make their own picture using shapes. For younger children, provide them with various sizes of square, circle, and triangle stencils for them to trace. After they draw the shapes, they can add details to embellish their picture.
- **GUESS MY SHAPE:** Give the children clues such as, "this shape has four straight sides," and have them guess which shape you are describing. Then have the children try this activity with a partner, taking turns with giving clues and guessing shapes. Older children can include more shapes in their game (e.g., rectangle, hexagon, rhombus).
- **BAG IT!:** Discuss the shapes that appear in this book (circle, square, triangle) and then introduce the three-dimensional shapes: sphere, cube, triangular prism, pyramid, cone, and rectangular prism. Place several 3-D blocks of these shapes in a bag. Have the children take turns reaching into the bag and then guessing what shape they are touching without looking. Have a chart or example of each of the shapes available for them to refer to as they are playing the game.
- **SENSATIONAL SHAPES:** Tell the children you are taking them on a shape walk in the school. As you walk through the building, ask them to note objects that are created with shapes. For example, they might see a clock (circle), a floor tile (square), and a hanger (triangle). After the walk, make a list of objects that the children spotted on their shape walk. Ask them to choose four objects and then draw and label each object.




WHAT IS THINK BIG?

THINK BIG! Letters, Colors, Shapes is a natural concept theme arising from titles *Little i*, *Blue vs. Yellow*, and *Love, Triangle*, which focus respectively on letters, colors, and shapes. These compatible books demonstrate fundamental ideas while still providing entertaining and engaging stories.




IN GOOD SHAPE

Love, Triangle features many objects made of circles, squares, and triangles. Think of things you see regularly that you would describe as a circle, square, or triangle below!




Side of a Block



Pizza Slice



Basketball



LET'S BE FRIENDS

In *Love, Triangle*, we learn that friends come in all shapes and sizes! Draw your friends below. Do they wear glasses like Square? Love Bermuda shorts like Circle? Celebrate what makes them unique!

