

LITTLE I

BY MICHAEL HALL




ABOUT THE BOOK

When Little i's dot falls off and rolls away, Little i leaves the alphabet and sets out on a journey to find it. Little i's adventure is epic, and stormy, and twisty, and spine-chilling, and surprising. Are you ready?


STORYTIME ACTIVITIES

- **THE AMAZING ALPHABET:** Provide the children with a variety of tactile materials to create the letters of the alphabet. Some ideas include having children form letters using Play-Doh, pipe cleaners, or Wikki Stix, or having them trace letter templates or form letters on small dry-erase boards. Children can also play a partner game by taking turns using their finger to “draw” a letter on a partner’s back while the partner tries to guess what letter was “drawn.”
- **WORD WINNER:** Give each pair of children a group of letter tiles (two sets of the alphabet plus three additional sets of vowels) and a sheet of grid paper. Younger children should use larger tiles and larger squares on the grid paper, while older children can use smaller tiles and squares. As in Scrabble, children should take seven letter tiles at a time to form words on the grid. Each partner takes turns forming words and then replenishing their seven tiles. The last person to form a word on the grid wins the game.
- **NO MAN IS AN ISLAND:** On the end page of this book, Michael Hall includes a labeled map of Little i's island. Share this with the children, and then ask them to imagine that they live on an island. What would their island be like? On a large piece of paper (e.g., 12" x 18"), have them draw and label their own island.
- **PURPOSEFUL PUNCTUATION:** Make a chart of the punctuation used in this book (question mark, exclamation point, parentheses, comma, hyphen, period.) With the group, write sentences using the punctuation. Practice reading the sentences with appropriate expression. Then as a group or individually, create a story which includes these punctuation marks.



WHAT IS THINK BIG?

THINK BIG! Letters, Colors, Shapes is a natural concept theme arising from titles *Little i*, *Blue vs. Yellow*, and *Love, Triangle*, which focus respectively on letters, colors, and shapes. These compatible books demonstrate fundamental ideas while still providing entertaining and engaging stories.




WHAT DOES YOUR ISLAND LOOK LIKE?

In the book, Little i visits an island!
What would be on your island? Draw it on this island map!



ahoy






HOW MANY WORDS CAN YOU MAKE?

Using only the letters that make up Little i,
make as many different words as you can!

little i

let



Possible words: tile, tell, title, till.