

EVENT KIT

STEVE BREEN

WOODPECKER Wants a Waffle



HARPER

An Imprint of HarperCollinsPublishers

www.harpercollinschildrens.com

Art © 2016 by Steve Breen. Permission to reproduce and distribute this page has been granted by the copyright holder, HarperCollins Publishers. All rights reserved.

Benny the Woodpecker

1

Cut out the image of Benny the woodpecker below.

2

Take him when you are around town — especially places where there are waffles!

3

Snap a picture with Benny the woodpecker and ask a parent to upload it to social media using

#BennytheWoodpecker and tag

@HarperCollinsChildren'sBooks.


4

Pick up *Woodpecker Wants a Waffle* by Steve Breen and read it during your next story time—don't forget the waffles!

#BennytheWoodpecker

SAFETY NOTE: When making crafts, it is important to keep safety in mind. Children should always ask permission from an adult before using scissors.


Amazing Maze



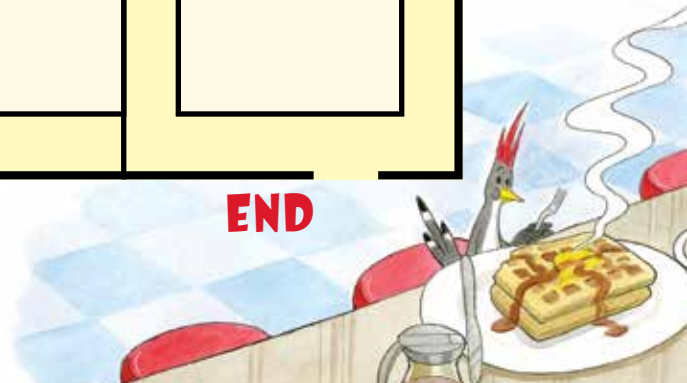
Benny the woodpecker awakens to the best tummy-rumbling smell ever! Help Benny find his way through the maze to enjoy a sweet treat!



START



END



HARPER

An Imprint of HarperCollinsPublishers

www.harpercollinschildrens.com

Art © 2016 by Steve Breen. Permission to reproduce and distribute this page has been granted by the copyright holder, HarperCollins Publishers. All rights reserved.

Waffle Decorating Tips

Benny the woodpecker loves waffles! Below are his suggestions for making your waffle taste wonderful!





Looking for something sweet? Sprinkle these over your waffles:

- Confectioners' sugar
- Chocolate chips
- Cinnamon sugar
- Fruit, like strawberries, blueberries, and bananas
- Whipped cream

Looking for something savory? Spread these over your waffles:

- Nuts
- Greek yogurt
- Cheddar cheese
- Peanut butter
- Avocado



What are your favorite
waffle toppings? Write them below!

Spot the Difference!

Benny the woodpecker tries to convince his friends that waffles are the best, but they are not so sure! Circle the five things in the second picture that are different from the first.



Answers: 1) Benny standing; 2) Second frog; 3) Squirrel sitting on bear; 4) Moose antlers; 5) Owl in tree.

HARPER

An Imprint of HarperCollinsPublishers

www.harpercollinschildrens.com

Art © 2016 by Steve Breen. Permission to reproduce and distribute this page has been granted by the copyright holder, HarperCollins Publishers. All rights reserved.

Story Time Tips

Make the most of reading
Woodpecker Wants a Waffle aloud
with these tips below!

- 1) **Voice Matters.** Try using a different voice for each of the characters in the book.
- 2) **Sound Effects.** Words like “FWAP!” “BAP!” and “SWOOSH!” should be read aloud with gusto.
- 3) **Act It Out.** Ask your child to act out the story with you! Take turns picking specific scenes and characters.



- 4) **Ask Questions.** Pause while reading the story and ask your child questions about the plot, character motivations, and images in the book.
- 5) **Get Comfortable.** Pick a cozy spot to read with your child where there are no distractions. Try using bean bags or blankets, and don't forget snacks—like waffles!