

Pete the Cat's Halloween Word Scramble

Help Pete unscramble the words listed below
in time for trick-or-treating!



1. C N D A Y

— — — — —

2. A T B

— — —

3. H G S O T

— — — — —

4. C S T U O M E

— — — — —

5. U P P M I N K

— — — — —

6. O O B

— — —

Answer Key: 1. Candy 2. Bat 3. Ghost 4. Costume 5. Pumpkin 6. Boo




HARPER

An Imprint of HarperCollinsPublishers


www.harpercollinschildrens.com/petethecat

Artwork © 2015 by James Dean. Permission to reproduce this page has been granted by the copyright holder, HarperCollins Publishers. All rights reserved.



Pete the Cat's Spooky Maze


Help Pete the Cat find his way through the neighborhood!



START



END




HARPER

An Imprint of HarperCollinsPublishers

www.harpercollinschildrens.com/petethecat

Artwork © 2015 by James Dean. Permission to reproduce this page has been granted by the copyright holder, HarperCollins Publishers. All rights reserved.



Make Your Own Pete the Cat Halloween Costume!

Dress up as the groovy cool cat this Halloween with these tips below!

EARS

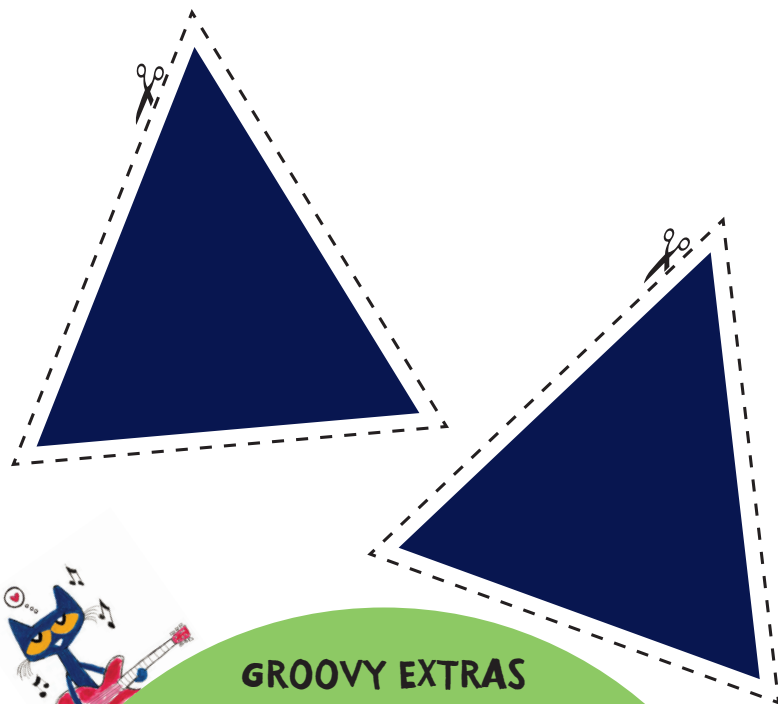
Cut out the two triangles to the right and attach them to a soft headband with clear tape.

OUTFIT

Find a blue shirt and blue pants to wear, like a sweatshirt and jeans.

SHOES

Pete loves his shoes! Try wearing red sneakers or shoes that are a bright color.



GROOVY EXTRAS

Guitar: Carry a toy guitar so you can rock out like Pete.

Shirt with Buttons: Find a yellow shirt and with adult supervision, sew on a few different buttons for a groovy shirt.

Skateboard: With adult supervision, try riding a skateboard around, just like Pete.

Sunglasses: Find a pair of blue sunglasses and rock them all day!

Face Paint: Don't forget to use face paint to create a cat nose and whiskers.




Safety Note: When making crafts, it is important to keep safety in mind. Children should always ask permission from an adult before using scissors.

HARPER

An Imprint of HarperCollinsPublishers

www.harpercollinschildrens.com/petethecat

Artwork © 2012, 2015 by James Dean. Permission to reproduce this page has been granted by the copyright holder, HarperCollins Publishers. All rights reserved.



Happy Halloween Matching Game!

Ask an adult to cut out the sixteen cards below. Spread the cards facedown. With a friend, take turns flipping over two cards, trying to match the picture. If you are correct, remove the two matching cards.



Safety Note: When making crafts, it is important to keep safety in mind. Children should always ask permission from an adult before using scissors.

HARPER

An Imprint of HarperCollinsPublishers

www.harpercollinschildrens.com/petethecat

Artwork © 2015 by James Dean. Permission to reproduce this page has been granted by the copyright holder, HarperCollins Publishers. All rights reserved.