




In *Pottytime for Chickies*, learning to use the potty is tricky for the chickies! Help your child learn to use the potty with the chart below. Check off one box below after each successful trip to the bathroom. When all the boxes are checked, reward your chickie with a special treat!


This little chickie went potty.





Show your chickie bathroom success with this door hanger based on *Pottytime for Chickies*! Cut out the door hangers below to help remind your child to flush. Then celebrate with a "Hooray—you're a big chickie now!"





Use these tips along with reading *Pottytime for Chickies* to help your child succeed!

Tips for Potty Training Your Chickies

I'm naked.



Reward your chickies!



For me?



Celebrate with your chickies!


Celebrate each successful trip to the potty. Share a high five after the wings have been washed, or encourage your chickie to take a bow.

I did it!



Dress your chickies for success!

Naturally, we love overalls here at the chickie coop, but when it comes to potty training, *easy on/easy off* clothing is your best bet. Stay away from buttons, buckles, and belts. Choose bottoms with elastic waists.



Keep a bucket of inexpensive party favors on hand to reward your chickie for a job well done (or even a good try).

