

Pinkalicious®

Golditastic Door Hanger

Pinkerellas and Pinkerbelles are very busy! Let Pinkalicious and Goldilicious help you tell people when you're ready to play or when you need to rest. Color in the image of Pinkalicious and Goldilicious on both sides of the door hanger; then ask an adult to help you cut it out. Fold along the dotted lines and tape it together, then hang it on your door. Turn it around whenever you want to change the message!

Safety note: When making crafts, it is important to keep safety in mind. Children should always ask permission from an adult before using scissors.

Pinkerrific
Playtime!



Pinkatastic
Peace &
Quiet




HarperCollinsChildren'sBooks

ThinkPinkalicious.com

Follow me on   



Pinkalicious and all related logos and characters are trademarks of Victoria Kann. Used with permission. Pinkalicious illustrations © 2013 Victoria Kann. Permission to reproduce and distribute this page is granted by the copyright holder, HarperCollins Publishers. All rights reserved.



Pinkalicious®

Golderrific Bracelet!

Decorate the items below however you wish! Then ask an adult to cut out the shapes below. Finally, use tape to attach each end.



Ta-da! Now you have pinkatastic bracelets!
Use more than one to create a longer piece
for a golditastic necklace, too!



Safety note: When making crafts, it is important to keep safety in mind. Children should always ask permission from an adult before using scissors.