

Splat the Cat

by Rob Scotton



Activities and Event Suggestions

 HarperCollins *Children's Books* • www.harpercollinschildrens.com

Permission to reproduce and distribute this page has been granted by the copyright holder, HarperCollins Publishers. All rights reserved. Illustrations © Rob Scotton.

Dear Friends!

Share the excitement as we celebrate a new friend, Splat the Cat, as he prepares for his first day of school.

It is the very first day of school, and if anyone knows what the first day jitters feel like, it's Splat. But he's about to find out that school is actually a wonderful place filled with new friends and new experiences.

Here are some activities and downloadables to entertain you as you get to know Splat and his friends.

Enjoy!

**The HarperCollins Children's Books
Marketing Department**



Party Suggestions

Celebrate back to school with your very own Splat the Cat theme party!

Here are some ideas to help you get started...

Box of color!

Use an empty baby-wipes container as a place to hold all of your crayons for coloring! You can decorate it with paint or even tape on one of the pictures from the activity booklet.

Seymour!

Make a new friend by creating your own pet mouse. Mold a chunk of clay into the shape of a mouse. Stick googly eyes on the face and two pink pom-poms on the top of the head as ears. Also, don't forget to put a black pom-pom on for the tip of the nose!



Pin the tail on...

Print out the "pin the tail" page. Tape the page to a wall, low enough so that it is eye level with the height of your guests. Then cut the tails on the last page, stick pieces of tape on each, and pass them out to your guests. Find a piece of cloth to use as a blindfold and have your guests pin the tail on Splat!

Connect the dots!

Print out the "connect the dots" page for each of your guests and hold a contest to see who can finish the picture first. Don't forget to give the winner a prize at the end!

Color with Splat!



Word Scramble

These letters are all mixed up! Help Splat unscramble these words.

holocs

necilp

uchnl

yracon

kobo

sekd



Correct answers: school; lunch; book; desk; pencil; crayon

Spot the Difference








Look at the picture above of Splat and his friends.
Now look at the picture below. Can you spot the seven differences?



Answers: Missing cat tail on the left; missing straw for bottom left cat; green tie; missing "milk" on carton; Seymour the mouse missing his tail; green tie; missing "milk" on carton.

Help Splat find little Seymour!

Start



You did it!

Help Splat get ready for School!

Match Splat's daily morning activities with the pictures that describe them.

Comb hair

Pack a lunch

Grab schoolbag

**Find pencil
and book**



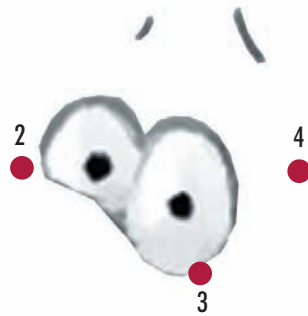
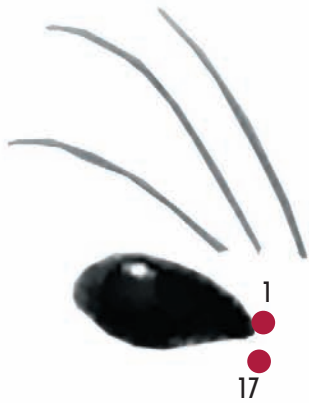
**Travel to
school**



Correct answers: comb hair – second image; pack a lunch – fifth image; grab schoolbag – first image; find pencil and book – fourth image; travel to school – third image

Connect the Dots

Find out who the character is!



Time for School!

Circle the school supplies that Splat will need to pack for his first day of school.

1.



2.



3.



4.



5.



Correct answers: 2-books, 5-colored pencils



In *Splat the Cat*, Splat does everything with his best friend.
Draw a picture of you and your best friend.



Pin the Tail on Splat



Pin the Tail on Splat

Cut out the tail pieces to start your game of Pin the Tail on Splat!

